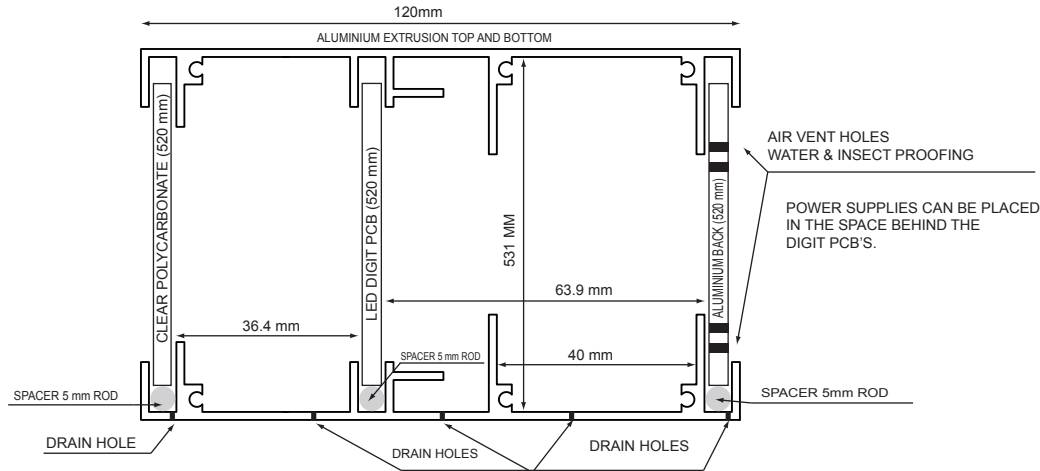
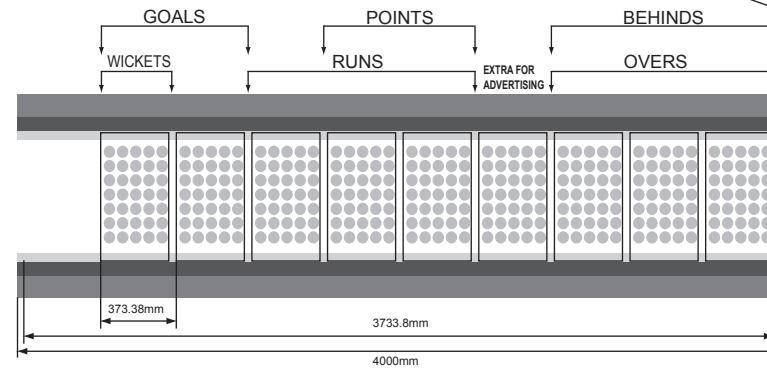
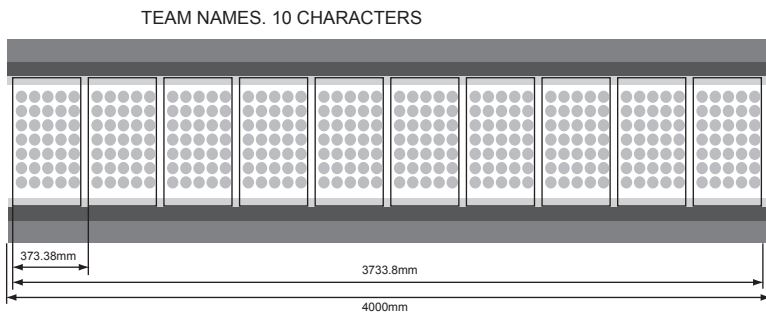
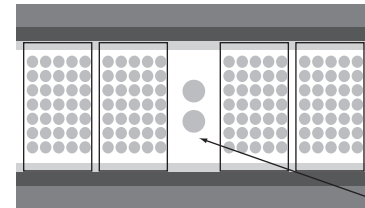


HOW THE DIGITS ARE MOUNTED (NOT TO SCALE)

PANELS AND THE DIGIT PCB ARE INSERTED INTO THE TOP GROOVE AND THEN SLOTTED INTO THE BOTTOM. THE FRONT AND BACK PANELS CAN BE SCREWED TO PREVENT TAMPERING. SPACERS ARE PLACED AT INTERVALS FOR STRENGTH.

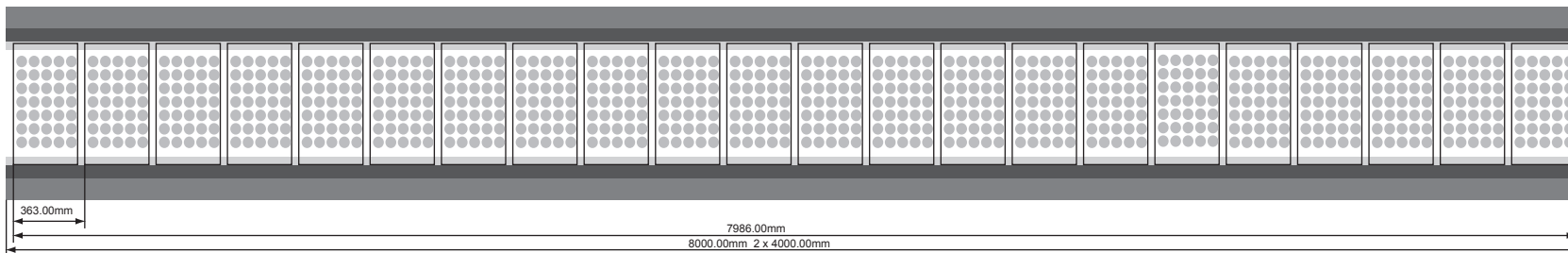


THERE CANNOT BE ANY INGRESS OF WATER OR MOISTURE OR INSECTS ECT INTO THE CABINET. THE INTERNAL SECTION MUST BE KEPT CLEAN AND ALL PCB'S MUST BE HANDLED WITH CARE TO NOT ALLOW ANY STATIC ELECTRICITY TO ENTER ANY COMPONENTS ON THE PCB DIGITS. HANDLE BOARDS BY THE EDGES ONLY. ALL HANDLING MUST BE CARRIED OUT WITH THE PERSON CONNECTED TO GROUND AT ALL TIMES. THIS CAN BE DONE WITH A WRIST STRAP THAT IS CONDUCTIVE CONNECTED TO EARTH. THE BOX MUST HAVE ADEQUATE VENTILATION AND IN SOME CASES MAY REQUIRE FANS. THE STEEL BEAM THAT SUPPORTS EACH MODULE MUST HAVE SMALL SPACERS BETWEEN THE DISPLAY MODULE AND THE STEEL BEAM TO ALLOW FOR ANY WATER THAT NEEDS TO BE DRAINED OUT OF THE DRAIN HOLES. INTERNAL TEMPERATURE SHOULD NOT EXCEED OUTSIDE TEMPERATURE BY MORE THAT 20.0 DEGREES CENTIGRADE.



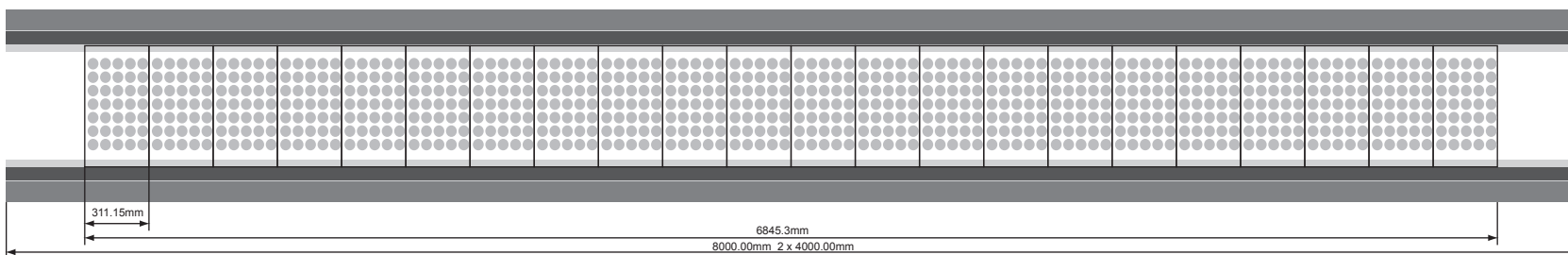
TWICE FOR HOME AND VISITORS NAMES.
LENGTH = 4000mm

TWICE FOR HOME AND VISITORS SCORES.
LENGTH = 4000mm



ADVERTISING AND MOVING MESSAGE DISPLAY. 22 CHARACTERS. CAN DISPLAY ALL 22 CHARACTERS. LENGTH = 2 x 4000mm. JOINED IN THE MIDDLE.

THIS OR THE TYPE BELOW



ADVERTISING AND MOVING MESSAGE DISPLAY. 22 CHARACTERS. CAN DISPLAY ONLY 18 CHARACTERS.

THIS OR THE TYPE ABOVE